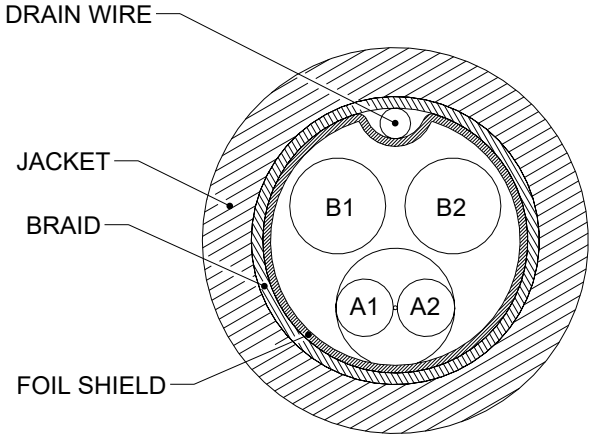


REVISION					
ZONE	REV	DESCRIPTION	DATE	CHANGED BY	APPROVED
D4	H	ECO-14457	03/31/2025	AKRESOWSKI	DGUST

### USB BULK CABLE SPECIFICATION

DESCRIPTION: USB CABLE REV 2.0		
ITEM	COMPONENT A	COMPONENT B
CONSTRUCTION AWG	28 AWG	28 AWG
CONDUCTORS	CONDUCTOR SIZE	7/.005 ± .0003 [.127 ± .008]
	MATERIAL	STRANDED TINNED COPPER
INSULATION	MATERIAL	POLYOLEFIN
	DIAMETER, IN [MM]	.031 ± .003 [.78 ± .08]
TAPE	MATERIAL	ALUMINUM MYLAR
	COVERAGE, %	125
BRAID SHIELD	MATERIAL	TINNED COPPER
	COVERAGE, %	65
DRAIN WIRE	CONDUCTOR SIZE	7/.005 ± .0003 [.127 ± .008] (28AWG)
	MATERIAL	STRANDED TINNED COPPER
JACKET	MATERIAL	PVC
	DIAMETER, IN [MM]	.130 ± .008 [3.3 ± 0.2]
	COLOR	BLACK
MARKING	USB Revision 2.0 SHIELDED 28 AWG/2C+28 AWG/2C (UL) AWM 2725 80°C 30V VW-1 Exxxxx WWW.L-COM.COM	
ELECTRICAL PROPERTIES		
ITEM	COMPONENT A	COMPONENT B
CONDUCTOR RESISTANCE	239 Ω/KM @ 68°F [20°C] MAX	239 Ω/KM @ 68°F [20°C] MAX
INSULATION RESISTANCE	100 MΩ-KM @ 68°F [20°C] MIN	100 MΩ-KM @ 68°F [20°C] MIN
DIELECTRIC STRENGTH	500 VAC/1 MIN	500 VAC/1 MIN
IMPEDANCE	90 Ω ± 15%	/
VOLTAGE RATING	30V	
PHYSICAL PROPERTIES		
OPERATING TEMPERATURE RANGE	- 4°F [-20°C] TO 140°F [60°C]	
STORAGE TEMPERATURE RANGE	- 4°F [-20°C] TO 176°F [80°C]	
MIN. BEND RADUIS	10X OD	
FLAME TEST	VW-1	
PACKAGING: 100.0 FT/LOGO BAG; 500.0 FT/SPOOL W/STRETCH WRAP; 1,000.0 FT/ W/STRETCH WRAP		
CABLE TO BE REACH AND RoHS COMPLIANT		



CROSS-SECTIONAL VIEW

#### COLOR CODE

- A1. WHITE
- A2. GREEN
- B1. BLACK
- B2. RED

MODEL NO.	LENGTH
CBL-USB2-2828-100	100 FEET
CBL-USB2-2828-500	500 FEET
CBL-USB2-2828-1000	1000 FEET

THE INFORMATION CONTAINED IN THIS DRAWING IS THE SOLE PROPERTY OF INFINITE ELECTRONICS, INC. ANY REPRODUCTION IN PART OR WHOLE WITHOUT THE WRITTEN PERMISSION OF INFINITE ELECTRONICS, INC. IS PROHIBITED. THESE COMMODITIES, TECHNOLOGY OR SOFTWARE WERE EXPORTED FROM THE UNITED STATES IN ACCORDANCE WITH THE EXPORT ADMINISTRATION REGULATIONS. DIVERSION CONTRARY TO U.S. LAW PROHIBITED.

UNLESS OTHERWISE SPECIFIED LEADING DIMENSIONS ARE INCHES DIMENSIONS IN [ ] ARE MILLIMETERS


TOLERANCES:

X = ±.2 [5]	FRACTIONS
.XX = ±.02 [0.5]	± 1/32
.XXX = ±.005 [0.13]	ANGLES ± 1°

CABLE LENGTH TOLERANCES:

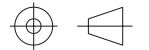
≤12 [305]	= +1 [25] / -0
>12 [305] ≤ 60 [1524]	= +2 [51] / -0
>60 [1524] ≤ 120 [3048]	= +4 [102] / -0
>120 [3048] ≤ 300 [7620]	= +6 [152] / -0
>300 [7620]	= +5% / -0

ALL DIMENSIONS ARE FOR REFERENCE ONLY AND SUBJECT TO CHANGE WITHOUT NOTICE UN-DIMENSIONED/NON-CRITICAL FEATURES MAY VARY IN SIZE AND LOCATION COLORS MAY VARY



**an INFINIT@ brand**

Website: [www.L-com.com](http://www.L-com.com)  
Phone: 1.800.341.5266 | 1.978.682.6936



INTERPRET ALL DIMENSIONS AND TOLERANCES PER ASME Y14.5

SCALE	SHEET
NONE	1 OF 1

DESCRIPTION: CABLE, USB 2.0

SIZE	CAGE CODE	DRAWN BY	ITEM NO.	REV
A	43321	D. PARHAM	CBL-USB2-2828	H